

☀️ Make ☀️ Summer ☀️ Fun

Important Notes:


When you paste the glyphs into your document, it might show up as a rectangular box (sometimes blank, with a question mark, or with an X). Just select the boxes and change the font back to Make Summer Fun.

Also, keep in mind that if you were to change a bunch of text to these alternates, and then later change the font to something else, the boxes will replace the alternates (since those same alternates would not exist in the other font).

If you encounter any issues with the font, please let me know and I will be happy to help you solve them.


☀️ Make ☀️ Summer ☀️ Fun

Waves and sand symbols. They will connect to the beginning, the end and between the lowercase letters. They can also be used on their own. You can build a water or a sandy beach scene by combining them.




☀️ Make ☀️ Summer ☀️ Fun

Sun over wave symbols. I've included both a sun with rays and a sun without rays. I've also included versions with the distant silhouette of seagulls in the upper right corner.




☀️ Make ☀️ Summer ☀️ Fun

Sun over sand symbols. I've included both a sun with rays and a sun without rays. I've also included versions with the distant silhouette of seagulls in the upper right corner.




☀️ Make Summer ☀️ Fun

Palmtree on beach symbols. I've included both a palmtree with coconuts and a palmtree without coconuts. I've also included versions with the distant silhouette of seagulls in the upper right corner.




☀️ Make ☀️ Summer ☀️ Fun

Mermaid and waves, dolphin with sun and waves & whale and waves.



☀️ Make ☀️ Summer ☀️ Fun

Shark and waves, shark fin and waves & saliboat and waves.



☀️ Make ☀️ Summer ☀️ Fun



Here are the individual symbols that you can play around with. Sun with rays, sun without rays, seagulls, palmtree without coconuts, palmtree with coconuts, mermaid tail, shark, dolphin, small dolphin with water splash, whale, shark fin & sailboat.



Make Summer Fun

The bursts can go before and after lowercase letters, see 'burst.'
The burst shooting upwards can go at the end of a word, see 'fireworks.'

The loops can go at the end of words.



☀️ Make ☀️ Summer ☀️ Fun

Prebuilt scenes and phrases to copy and paste into your document.

☀️ Sunset ☀️ 

 make waves 


 rough  times 

  palm trees

☀️ Make ☀️ Summer ☀️ Fun

Prebuilt scenes and phrases to copy and paste into your document.



☀️ Make ☀️ Summer ☀️ Fun

How to add color to symbols

When you purchase a license for the font, you will receive all the special symbols in this font with color already added. These are available in both SVG and png format.

Otherwise, the way I did it in my poster examples is by painting in Photoshop on a separate layer under the text. I would create a text layer and then under that, I would create a transparent layer to paint behind the text.

If you don't have Photoshop, then you need a software that supports layers and painting. Here is a free software that I know about:
<https://www.gimp.org/>

Another idea: You could make coloring pages by typing out scenes and and printing them out.

If you need further clarification on how to use the symbols, please feel free to contact me at www.mistifonts.com/contact.